

watchitude® move

LED light-up pickleball set instructions

Quick start guide

Turn the ball light ON/OFF

Screw In to turn ON / Screw out to turn OFF
 Note: Ball light will last for dozens of hours of playtime.
 Please turn off after use, to preserve battery life.
 Replaceable battery/cap sold separately at www.watchitude.com

Turn the paddle light ON/OFF

Long press the power button for 3 seconds

Change light mode

Short press the power button to scroll through the light modes

Light Modes:

- | | |
|----------------------|---|
| 1 White | 12 Pink - Flashing |
| 2 Red | 13 Light Blue - Flashing |
| 3 Green | 14 All Colors One at a Time - Flashing |
| 4 Blue | 15 Green, Red, and Blue - Light Running Effect |
| 5 Yellow | 16 Pink, Light Blue, Yellow - Light Running Effect |
| 6 Pink | 17 Rainbow - Light Running Effect |
| 7 Light Blue | 18 Orange, Yellow Green - Light Running Effect |
| 8 Red - Flashing | 19 Pink, Light Blue, and White - Light Running Effect |
| 9 Green - Flashing | 20 Pink, Blue, Purple - Light Running Effect |
| 10 Blue - Flashing | 21 Yellow, Blue, and White - Light Running Effect |
| 11 Yellow - Flashing | |

Charging the paddle

Open the USB cover and connect the USB-C cord (supplied)

Troubleshooting

Ball not Lighting-Up Replace battery/cap (sold separately at www.watchitude.com)

Paddle not Lighting-Up Charge the paddle with the supplied USB-C cord

Contact Us Call our office: 732-745-2626 or Email: customerservice@watchitude.com

WARNING!

Thank you for choosing our LED Rechargeable Light-Up Pickleball Paddle for your recreational needs. To ensure your safety and enjoyment, please read and adhere to the following safety guidelines: Use only the correct USB charging cable to charge your LED paddle in a USB charging port. Do not overcharge the paddle. Disconnect it from the power source once fully charged. Avoid charging the paddle near flammable materials or in extreme temperatures. Do not immerse it in water or expose it to rain. The LED components are sensitive to impact. Avoid striking the paddle against hard surfaces or hitting it with excessive force. If the paddle experiences a significant impact inspect it for any visible damage before use. Store the LED paddle in a cool, dry place when not in use. Keep the LED paddle out of reach of small children and pets. Do not allow children or pets to play with the paddle unsupervised. If you observe any malfunction, discontinue use and contact customer support immediately. Do not attempt to disassemble or modify the LED paddle. Any unauthorized modifications may compromise safety and functionality. If repairs are necessary, contact our customer support for assistance. By following these safety

guidelines, you can enhance the longevity and performance of your LED Rechargeable Light-Up Pickleball Paddle. We appreciate your commitment to safety and hope you have a fantastic experience with our product.

Please note FCC Statement:

RISK OF ELECTRIC SHOCK
 RECEPTACLE OUTLETS USED FOR POWERING CURTAIN LIGHTS SHALL COMPLY WITH ALL NATIONAL AND LOCAL ELECTRICAL CODES. CONSULT LOCAL ELECTRICIAN IF UNSURE OF COMPLIANCE REQUIREMENTS.
 DO NOT SUBMERSE.
 DO NOT USE AROUND AQUARIUMS.
 DO NOT USE IN WET LOCATIONS.
 DO NOT INSTALL IN LOCATIONS WHERE CURTAIN LIGHTS CAN BE STEPPED ON.
 ENSURE CURTAIN LIGHTS ARE UNPLUGGED FROM POWER DURING INSTALLATION.

CURTAIN LIGHTS SHOULD BE INSTALLED OUT OF CHILDREN'S REACH. DO NOT ALLOW CHILDREN TO PLAY WITH THEM.

RISK OF FIRE
 NOT INTENDED FOR USE NEAR OPEN FLAMES OR ABOVE STOVES, COOK TOPS, SINKS OR OTHER HEAT PRODUCING APPLIANCES, SUCH AS COFFEE MAKERS, TOASTERS OR TOASTER OVENS.
 USE INDOORS OR IN PROTECTED OUTDOOR LOCATIONS ONLY.

Suppliers Declaration of Conformity | Model #402 | Watchitude LLC, 24a Joyce Kilmer Ave N., New Brunswick, NJ 08904, www.watchitude.com. This device complies with Part 15 of the FCC and Industry Canada license exempt RSS standards. Operation is subject to the following two conditions: (1) this device may not cause harmful interference, and (2) this device must accept any interference received, including interference that may cause undesired operation.

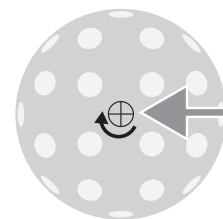
FCC NOTE: The manufacturer is not responsible for any radio or TV interference caused by unauthorized modifications to this equipment. Such modifications could void the user's authority to operate the equipment.

NOTE: This equipment has been tested and found to comply with the limits for a Class B digital device, pursuant to Part 15 of the FCC Rules. These limits are designed to provide reasonable protection against harmful interference in a residential installation. This equipment generates, uses and can radiate radio frequency energy, and if not installed and used in accordance with the instructions, may cause harmful interference to radio communications. However, there is no guarantee interference will not occur in a particular installation. If this equipment does cause harmful interference to radio or television reception, which can be determined by turning the equipment off and on, the user is encouraged to try to correct the interference by one or more of the following measures:
 * Reorient or relocate the receiving antenna.
 * Increase the separation between the equipment and receiver.

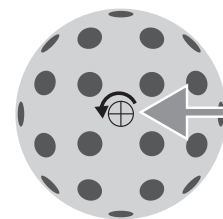
* Connect the equipment into an outlet on a circuit different from which the receiver is connected.
 * Consult the dealer or an experienced radio/TV technician for help.
 CAN ICES-3(B)/NMB-3(B)

FCC CE

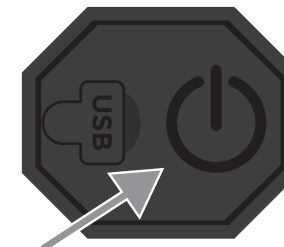
PADDLE SPECIFICATIONS
 Material Wood
 Battery 400mAh
 Playing Time 4-5 Hours
 Charging Time 2 Hours
 Charging Port USB-C



Screw In - Turn ON



Screw Out - Turn OFF



Long press - ON/OFF
 Short press - Change Light mode

Paddle Charging Port

